



THE GREAT LAKES SEAWAY  
PARTNERSHIP

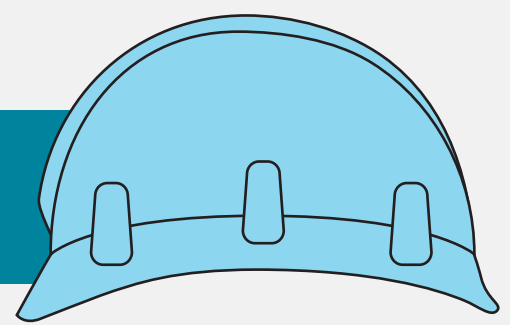
# ECONOMIC IMPACT

## GREAT LAKES SEAWAY SHIPPING

### STATE OF MICHIGAN

JOBS CREATED

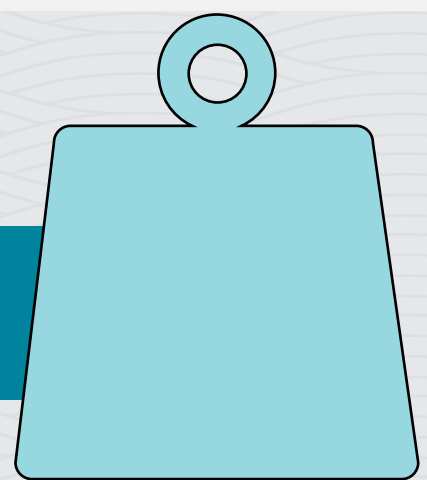
**25,910**



CARGO HANDLED

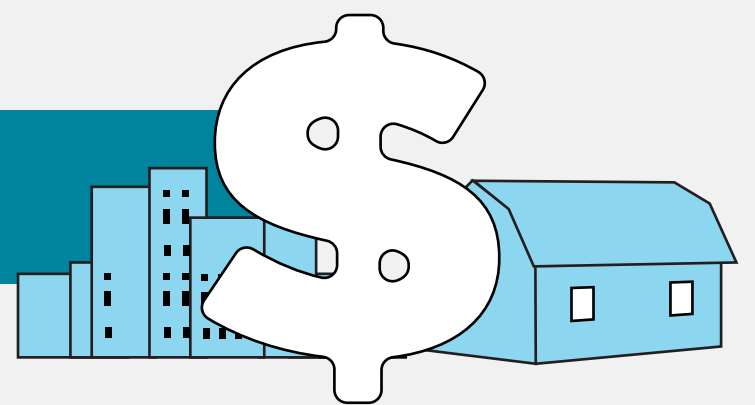
**59 MILLION**

IN METRIC TONS



ECONOMIC ACTIVITY


**\$4.1 BILLION**



INCOME GENERATED

**\$1.7 BILLION**

IN TOTAL PERSONAL INCOME &  
LOCAL CONSUMPTION EXPENDITURES



TAX REVENUE GENERATED

**\$763.2 MILLION**

IN FEDERAL, STATE & LOCAL TAX REVENUE



LEARN MORE [GREATLAKESSEAWAY.ORG](http://GREATLAKESSEAWAY.ORG)

\$ = USD. SOURCE: MARTIN ASSOCIATES, ECONOMIC IMPACTS OF MARITIME SHIPPING IN THE GREAT LAKES-ST. LAWRENCE REGION, CHAPTER II GREAT LAKES-ST. LAWRENCE SEAWAY SYSTEM IMPACTS, EXHIBIT II-10.